



“my
Reference,”

CREATION 70

Gerflor[®]
theflooringgroup

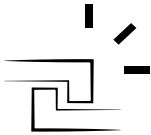
70 | CREATION BOOK

CREATION 70 GLUE DOWN



PERMANENT ADHESIVE
COLLAGE PERMANENT
VOLLFLÄCHIGE
VERKLEBUNG

CREATION 70 CLIC



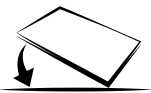
INTERLOCKING
CLIPSABLE
KLIKSYSYSTEM



PATENTED

5X MORE RESISTANT 30% FASTER

CREATION 70 LOOSELAY



LOOSELAY - REMOVABLE
PLOMBANT-
REPOSITIONNABLE
LOSE VERLEGUNG-
WIEDERAUFNEHMBAR

DESIGN SHADE VARIATION / NIVEAU DE CONTRASTE DU DÉCOR / KONTRASTSTÄRKE DES DESIGNS



LIGHT / LÉGER / GERING



MEDIUM / MOYEN / MITTEL



HIGH / FORT / HOCH

COLOR DESIGN	CODE	CREATION 70 GLUE DOWN	CREATION 70 CLIC	CREATION 70 LOOSELAY	SKIRTINGS / PLINTHES / SOCKELLEISTEN (MATCHING DESIGNS)	PAGE
DOCK GREY	0085	■	■	■	S111	28
DOCK TAUPE	0087	■	■	■	S020	28
GENTLEMAN GREY	1058	■	■	■	WHITE	30
MIDWEST	0538	■	■	■	S039	14
MOON ISLAND	0358	■	■	■	S034	18
ONKA HONEY	1054	■	■	■	S121	4
PORTOBELLO	0357	■	■	■	S053	23
PURE CONCRETE DARK	1062	■	■	■	WHITE	27
PURE CONCRETE LIGHT	1060	■	■	■	WHITE	27
PURE CONCRETE MEDIUM	1061	■	■	■	WHITE	27
ALBION	0577	■	■	■	S108	8
CERVINO OAK BEIGE	0797	■	■	■	S011	9
CERVINO OAK NATURE	0798	■	■	■	S109	9
DEEP FOREST	0360	■	■	■	S110	5
ETNA BEIGE	1068	■	■	■	WHITE	35
ETNA DARK	1069	■	■	■	WHITE	35
GRACE BAY BLACK	1050	■	■	■	WHITE	19
GRACE BAY CREAM	1049	■	■	■	WHITE	19
MUSE SAND	1052	■	■	■	S117	12
MUSE SMOKED	1051	■	■	■	S118	12
ONKA COFFEE	1057	■	■	■	WHITE	4
ONKA NATURAL	1055	■	■	■	S122	4
ONKA PEARL	1056	■	■	■	S120	4
OXYD IRON	0089	■	■	■	WHITE	29
OXYD PURE	0088	■	■	■	WHITE	29
PURE CONCRETE BEIGE	1064	■	■	■	WHITE	27
PRADO GREEN	1065	■	■	■	WHITE	32
PRADO TERRACOTTA	1063	■	■	■	WHITE	32
SECRET GARDEN WHITE	1059	■	■	■	WHITE	33
SERENA	0545	■	■	■	S132	10
TERRAZZO NATURE	1067	■	■	■	WHITE	34
TERRAZZO OCRE	1066	■	■	■	WHITE	34
TOASTED WOOD ASH	1053	■	■	■	WHITE	3
TOASTED WOOD CAFE	0799	■	■	■	WHITE	3
TOASTED WOOD ROADSTER	0800	■	■	■	WHITE	3
WILD OAK	0359	■	■	■	S075	6
DENIM WOOD	0356	■	■	■	S026	17
DIESEL BURNT	1074	■	■	■	WHITE	7
DIESEL NALA	1075	■	■	■	WHITE	7
GENTLEMAN GARANCE	1080	■	■	■	WHITE	30
GENTLEMAN INDIGO	1081	■	■	■	WHITE	30
GENTLEMAN PEPPERMINT	1082	■	■	■	WHITE	30
GENTLEMAN TAUPE	1083	■	■	■	WHITE	30
GENTLEMAN TWEED	1076	■	■	■	WHITE	30
TATAMI RAFFIA	1078	■	■	■	WHITE	31
TATAMI SAVANE	1077	■	■	■	WHITE	31
TATAMI SMOKED	1079	■	■	■	WHITE	31
CARASSI	0561	■	■	■	WHITE	24
CERVINO OAK COLD GREY	1187	■	■	■	WHITE	9
CERVINO OAK HONEY CLEAR	1186	■	■	■	WHITE	9
CLIFTON	0556	■	■	■	S144	11
CLIFTON CHESNUT	1191	■	■	■	WHITE	11
CLIFTON GREY	1192	■	■	■	WHITE	11
CLIFTON HONEY	1190	■	■	■	WHITE	11
DOUGLAS	0535	■	■	■	WHITE	22
EAST VILLAGE	0522	■	■	■	S154	26
HALIFAX	0531	■	■	■	S032	25
LIMED OAK	0329	■	■	■	S147	15
REGIMENTAL PICADILLY	0807	■	■	■	WHITE	21
SILVERSANDS	0324	■	■	■	S146	13
SOLID GLAM PICADILLY	0803	■	■	■	WHITE	20
TRAVERTINO BEIGE	1188	■	■	■	WHITE	16
TRAVERTINO GREY	1189	■	■	■	WHITE	16

■ : Available / Disponible / Verfügbar
WHITE / BLANC / WEIß = S001

LRV/LVR on gerflor.com


TOASTED WOOD



TOASTED WOOD CAFE



TOASTED WOOD CAFE



TOASTED WOOD CAFE
0799



230 x 1500



242 x 1461



TOASTED WOOD ROADSTER
0800



230 x 1500



242 x 1461



TOASTED WOOD ASH
1053



230 x 1500



242 x 1461


ONKA



ONKA COFFEE



ONKA COFFEE



ONKA HONEY
1054




230 x 1500



242 x 1461



229 x 1220




ONKA NATURAL
1055



230 x 1500



242 x 1461




ONKA PEARL
1056



230 x 1500



242 x 1461



ONKA COFFEE
1057



230 x 1500



242 x 1461

DEEP FOREST



DEEP FOREST



208 x 1243



214 x 1239

DEEP FOREST
0360



DEEP FOREST

WILD OAK



WILD OAK



208 x 1243



214 x 1239

WILD OAK
0359



DIESEL



DIESEL NALA



230 x 1500



229 x 1220

DIESEL NALA
1075



DIESEL NALA / TATAMI SAVANE



230 x 1500



229 x 1220

DIESEL BURNT
1074

ALBION



ALBION



208 x 1243



214 x 1239

ALBION
0577



CERVINO OAK



CERVINO OAK HONEY CLEAR



CERVINO OAK HONEY CLEAR



CERVINO OAK BEIGE
0797



230 x 1500



242 x 1461



CERVINO OAK NATURE
0798



230 x 1500



242 x 1461



CERVINO OAK HONEY CLEAR
1186



230 x 1500



CERVINO OAK COLD GREY
1187



230 x 1500

SERENA



SERENA



208 x 1243



214 x 1239

SERENA
0545



SERENA

CLIFTON



CLIFTON CHESTNUT



CLIFTON
0556




MIX:
152 x 914 / 76 x 914 / 228 x 914



CLIFTON CHESTNUT
1191



MIX:
152 x 914 / 76 x 914 / 228 x 914



CLIFTON HONEY
1190



208 x 1243



CLIFTON GREY
1192



208 x 1243



CLIFTON CHESTNUT

MUSE



MUSE SAND
1052



208 x 1243



214 x 1239



MUSE SMOCKED
1051



208 x 1243



214 x 1239

SILVERSANDS



208 x 1243

SILVERSANDS
0324



MIDWEST



208 x 1243



214 x 1239



229 x 1220

MIDWEST
0538



LIMED OAK



208 x 1243

LIMED OAK
0329



TRAVERTINO



TRAVERTINO BEIGE



228 x 914

TRAVERTINO BEIGE
1188



TRAVERTINO BEIGE



228 x 914

TRAVERTINO GREY
1189

DENIM WOOD



208 x 1243



229 x 1220



MOON ISLAND



MOON ISLAND



208 x 1243



214 x 1239



229 x 1220

MOON ISLAND
0358




GRACE BAY



GRACE BAY CREAM



GRACE BAY CREAM



GRACE BAY BLACK
1050



208 x 1243



214 x 1239



GRACE BAY CREAM
1049



208 x 1243



214 x 1239

SOLID GLAM PICADILLY



SOLID GLAM PICADILLY



184 x 1219

SOLID GLAM PICADILLY
0803



REGIMENTAL PICADILLY



184 x 1219

REGIMENTAL PICADILLY
0807



DOUGLAS



DOUGLAS



208 x 1243

DOUGLAS
0535



DOUGLAS

Format / mm

PORTOBELLO



PORTOBELLO



208 x 1243



214 x 1239



229 x 1220

PORTOBELLO
0357




PORTOBELLO

CARASSI



CARASSI



228 x 914


CARASSI
0561



HALIFAX



HALIFAX



610 x 610

HALIFAX
0531



HALIFAX

EAST VILLAGE



EAST VILLAGE




610 x 610

EAST VILLAGE
0522




EAST VILLAGE

PURE CONCRETE



PURE CONCRETE MEDIUM



914 x 914



391 x 729



914 x 914

PURE CONCRETE MEDIUM
1061



914 x 914




391 x 729



914 x 914

PURE CONCRETE LIGHT
1060



914 x 914



391 x 729



914 x 914

PURE CONCRETE DARK
1062



914 x 914



391 x 729

PURE CONCRETE BEIGE
1063




PURE CONCRETE MEDIUM / PURE CONCRETE DARK

DOCK



DOCK GREY




DOCK TAUPE
0087



457 x 914

391 x 729

914 x 914



DOCK GREY
0085



457 x 914

391 x 729

914 x 914

OXYD



OXYD PURE



OXYD PURE



457 x 914



391 x 729

OXYD PURE
0088



457 x 914



391 x 729

OXYD IRON
0089

GENTLEMAN



GENTLEMAN TWEED



GENTLEMAN TWEED



228 x 914

229 x 1220

GENTLEMAN TWEED
1076



228 x 914

229 x 1220

GENTLEMAN TAUPE
1083




610 x 610

391 x 729

600 x 600


GENTLEMAN GREY
1058



610 x 610

600 x 600


GENTLEMAN GARANCE
1080



610 x 610

600 x 600

GENTLEMAN INDIGO
1081



610 x 610

600 x 600

GENTLEMAN PEPPERMINT
1082

Format / mm

TATAMI



TATAMI SAVANE



TATAMI SAVANE




610 x 610



600 x 600

TATAMI RAFFIA
1078



610 x 610



600 x 600

TATAMI SAVANE
1077




610 x 610



600 x 600

TATAMI SMOKED
1079

PRADO



PRADO TERRACOTTA



457 x 914



391 x 729

PRADO TERRACOTTA
1065



PRADO TERRACOTTA



457 x 914



391 x 729

PRADO GREEN
1064

SECRET GARDEN



SECRET GARDEN WHITE



457 x 914



391 x 729

SECRET GARDEN WHITE
1059



SECRET GARDEN WHITE

TERRAZZO



TERRAZZO NATURE
1067



TERRAZZO OCRE
1066

ETNA



ETNA BEIGE



457 x 914

MIX (on demand / sur commande):
152 x 914 / 305 x 914 / 457 x 914



391 x 729

ETNA BEIGE
1068



ETNA BEIGE



457 x 914



391 x 729

ETNA DARK
1069

MORE THAN A FLOOR... FLOOR, WALL & FINISHES
PLUS QU'UN SOL... SOLUTIONS COMPLÈTES, SOLS, MURS & FINITIONS
MEHR ALS NUR BELAG... BODEN, WAND & ZUBEHÖR






**MATTING /
TAPIS D'ENTRÉE /
SAUBERLAUF**


**TOOLS / OUTILS /
WERKZEUGE**



**ADD-ON UNDERLAYERS /
SOUS COUCHES
COMPLEMENTAIRES /
UNTERLAGEN**



**FOR MORE DETAILS /
PLUS DE DÉTAILS /
WEITERE
INFORMATIONEN
GERFLOR.COM**



FINISHING SOLUTIONS
Special LVT




































Gerflor
theflooringgroup

SCANS	COLOR DESIGN	EMBOSS GRAIN PRÄGUNG	GLUE DOWN INSTALLATION À COLLER	CLIC INSTALLATION À CLIPSER	LOOSELAY INSTALLATION PLOMBANT	SKIRTING PLINTHES SOCKELLEISTEN
						
	ALBION - 0577	NATURAL	208 x 1243 mm	214 x 1239 mm		S108
	CARASSI - 0561	RIB WOOD	228 x 914 mm			WHITE
	CERVINO OAK BEIGE - 0797	NATURAL	230 x 1500 mm	242 x 1461 mm		S011
	CERVINO OAK COLD GREY - 1187	NATURAL	230 x 1500 mm			WHITE
	CERVINO OAK HONEY CLEAR - 1186	NATURAL	230 x 1500 mm			WHITE
	CERVINO OAK NATURE - 0798	NATURAL	230 x 1500 mm	242 x 1461 mm		S109
	CLIFTON - 0556	NATURAL	MIX*			S144
	CLIFTON CHESTNUT - 1191	NATURAL	MIX*			WHITE
	CLIFTON GREY - 1192	NATURAL	208 x 1243 mm			WHITE
	CLIFTON HONEY - 1190	NATURAL	208 x 1243 mm			WHITE
	DEEP FOREST - 0360	BRUSHED	208 x 1243 mm	214 x 1239 mm		S110
	DENIM WOOD - 0356	NATURAL	208 x 1243 mm		229 x 1220 mm	S026
	DIESEL BURNT - 1074	NATURAL	230 x 1500 mm		229 x 1220 mm	WHITE
	DIESEL NALA - 1075	NATURAL	230 x 1500 mm		229 x 1220 mm	WHITE
	DOCK GREY - 0085	HAMMERED	457 x 914 mm	391 x 729 mm	914 x 914 mm	S111
	DOCK TAUPE - 0087	HAMMERED	457 x 914 mm	391 x 729 mm	914 x 914 mm	S020
	DOUGLAS - 0535	NATURAL	208 x 1243 mm			WHITE
	EAST VILLAGE - 0522	STONE	610 x 610 mm			S154
	ETNA BEIGE - 1068	HAMMERED	457 x 914 mm MIX**	391 x 729 mm		WHITE
	ETNA DARK - 1069	HAMMERED	457 x 914 mm	391 x 729 mm		WHITE
	GENTLEMAN GARANCE - 1080	TEXTILE	610 x 610 mm		600 x 600 mm	WHITE
	GENTLEMAN GREY - 1058	TEXTILE	610 x 610 mm	391 x 729 mm	600 x 600 mm	WHITE
	GENTLEMAN INDIGO - 1081	TEXTILE	610 x 610 mm		600 x 600 mm	WHITE
	GENTLEMAN PEPPERMINT - 1082	TEXTILE	610 x 610 mm		600 x 600 mm	WHITE
	GENTLEMAN TAUPE - 1083	TEXTILE	228 x 914 mm		229 x 1220 mm	WHITE
	GENTLEMAN TWEED - 1076	TEXTILE	228 x 914 mm		229 x 1220 mm	WHITE
	GRACE BAY BLACK - 1050	NATURAL	208 x 1243 mm	214 x 1239 mm		WHITE
	GRACE BAY CREAM - 1049	NATURAL	208 x 1243 mm	214 x 1239 mm		WHITE
	HALIFAX - 0531	STONE	610 x 610 mm			S032
	LIMED OAK - 0329	NATURAL	208 x 1243 mm			S147
	MIDWEST - 0538	NATURAL	208 x 1243 mm	214 x 1239 mm	229 x 1220 mm	S039
	MOON ISLAND - 0358	BRUSHED	208 x 1243 mm	214 x 1239 mm	229 x 1220 mm	S034

* 152 x 914 mm / 76 x 914 mm / 228 x 914 mm

** 152 x 914 mm / 305 x 914 mm / 457 x 914 mm (on demand / sur commande)

WHITE / BLANC / WEIß = S001

SCANS	COLOR DESIGN	EMBOSS GRAIN PRÄGUNG	GLUE DOWN INSTALLATION À COLLER	CLIC INSTALLATION À CLIPSER	LOOSELAY INSTALLATION PLOMBANT	SKIRTING PLINTHES SOCKELLEISTEN
						
	MUSE SAND - 1052	NATURAL	208 x 1243 mm	214 x 1239 mm		S117
	MUSE SMOKED - 1051	NATURAL	208 x 1243 mm	214 x 1239 mm		S118
	ONKA COFFEE - 1057	NATURAL	230 x 1500 mm	242 x 1461 mm		WHITE
	ONKA HONEY - 1054	NATURAL	230 x 1500 mm	242 x 1461 mm	229 x 1220 mm	S121
	ONKA NATURAL - 1055	NATURAL	230 x 1500 mm	242 x 1461 mm		S122
	ONKA PEARL - 1056	NATURAL	230 x 1500 mm	242 x 1461 mm		S120
	OXYD IRON - 0089	PERFORATED	457 x 914 mm	391 x 729 mm		WHITE
	OXYD PURE - 0088	PERFORATED	457 x 914 mm	391 x 729 mm		WHITE
	PORTOBELLO - 0357	BRUSHED	208 x 1243 mm	214 x 1239 mm	229 x 1220 mm	S053
	PRADO GREEN - 1064	STONE	457 x 914 mm	391 x 729 mm		WHITE
	PRADO TERRACOTTA - 1065	STONE	457 x 914 mm	391 x 729 mm		WHITE
	PURE CONCRETE BEIGE - 1063	HAMMERED	914 x 914 mm	391 x 729 mm		WHITE
	PURE CONCRETE DARK - 1062	HAMMERED	914 x 914 mm	391 x 729 mm	914 x 914 mm	WHITE
	PURE CONCRETE LIGHT - 1060	HAMMERED	914 x 914 mm	391 x 729 mm	914 x 914 mm	WHITE
	PURE CONCRETE MEDIUM - 1061	HAMMERED	914 x 914 mm	391 x 729 mm	914 x 914 mm	WHITE
	REGIMENTAL PICADILLY - 0807	NATURAL	184 x 1219 mm			WHITE
	SECRET GARDEN WHITE - 1059	STONE	457 x 914 mm	391 x 729 mm		WHITE
	SERENA - 0545	NATURAL	208 x 1243 mm	214 x 1239 mm		S132
	SILVERSANDS - 0324	NATURAL	208 x 1243 mm			S145
	SOLID GLAM PICADILLY - 0803	NATURAL	184 x 1219 mm			WHITE
	TATAMI RAFFIA - 1078	STONE	610 x 610 mm		600 x 600 mm	WHITE
	TATAMI SAVANE - 1077	STONE	610 x 610 mm		600 x 600 mm	WHITE
	TATAMI SMOKED - 1079	STONE	610 x 610 mm		600 x 600 mm	WHITE
	TERRAZZO NATURE - 1067	STONE	914 x 914 mm	391 x 729 mm		WHITE
	TERRAZZO OCRE - 1066	STONE	914 x 914 mm	391 x 729 mm		WHITE
	TOASTED WOOD ASH - 1053	NATURAL	230 x 1500 mm	242 x 1461 mm		WHITE
	TOASTED WOOD CAFE - 0799	NATURAL	230 x 1500 mm	242 x 1461 mm		WHITE
	TOASTED WOOD ROADSTER - 0800	NATURAL	230 x 1500 mm	242 x 1461 mm		WHITE
	TRAVERTINO BEIGE - 1188	STONE	228 x 914 mm			WHITE
	TRAVERTINO GREY - 1189	STONE	228 x 914 mm			WHITE
	WILD OAK - 0359	BRUSHED	208 x 1243 mm	214 x 1239 mm		S075

WHITE / BLANC / WEIß = S001

EXCLUSIVE EMBOSES FOR ENHANCED DESIGNS
SURFACES GRAINÉES POUR UNE MATIÈRE TRÈS RÉALISTE
OBERFLÄCHENPRÄGUNGEN FÜR AUTHENTISCHE DESIGNS



STONE




SAW EFFECT



BRUSHED




NATURAL



PERFORATED



HAMMERED



TEXTILE*



RIB WOOD



TEXTILE





BRUSHED


PERFORATED

CREATION 70										CREATION 70 LOOSELAY	CREATION 70 CLIC
CREATION 70 DESIGN										CREATION 70	

DESCRIPTION / BESCHREIBUNG / BESCHRIJVING / DESCRIPTION / DESCRIPCIÓN / DESCRICÃO / DESCRIZIONE

Total Thickness / Gesamtdicke / Totale dikte / Épaisseur totale / Espesor total / Espessura total / Spessore totale	EN ISO 24346	mm	2.50							2.50	6.00	6.00	
	ASTM F386-02	inch	0.1							0.1	0.24	0.24	
Thickness of the wearlayer / Dicke der Nutzschrift / Dikte van de slijtlaag / Épaisseur couche d'usure / Espesor capa de uso / Espessura camada de desgaste / Spessore strato di usura	EN ISO 24340	mm	0.70							0.70	0.70	0.70	
	ASTM F410-02	inch	0.03							0.03	0.03	0.03	
Weight / Flächengewicht / Gewicht / Poids / Peso / Peso / Peso	EN ISO 23997	g/m ²	4100							3960	10000	9850	
Size / Format / Afmetingen / Format / Dimensiones / Dimensões / Dimensione	ISO 24342	mm	184x1219	230x1500	Mix planks 76/152/228 x914	610x610	914x914	457x914	228x914	Mix tiles 152/305/457 x914	208x1243	229x1220 / 600x600 / 914x914	214x1239 / 242x1461 / 391x729
	ASTM F 536	inch	7.25"x48"	9"x59"	3"1/8"/19" x36"	24"x24"	36"x36"	18"x36"	9"x36"	6"1/2"/18" x36"	8.2"x48.9"	9"x48" 23.6" x 23.6" 36" x 36"	8.4"x48.7" 9.5"x57.5" 15.3"x28.7"
Number of planks / tiles per box	-	-	14 ^{III} / 15	9	8+8+8	9	5	9	17	4+4+4	14	6 / 4 / 2	6 / 5 / 5

CLASSIFICATION / KLASSIFIKATION / CLASSIFICATIE / CLASSIFICATION / CLASIFICACIONES / CLASSIFICAÇÕES / CLASSIFICAZIONI

Norm/Product Specification / Produktnorm / Technische eigenschappen / Norme/Spécification produit / Normas / Normas / Norma prodotto	-	-	EN ISO 10582							EN ISO 10582	EN ISO 10582	
	ASTM F 1700-04	-	Class III Type B							Class III Type B	Class III Type B	
European Classification / Europäische Klassifizierung / Europese classificatie / Classement européen / Clasificación europea / Classificação Europeia / Europea	EN ISO 10874	Class	34 - 43							34 - 43	34 - 43	
Classement UPEC	-	-	U4P3E2C2							U4P3E2C2	Pour pose dans les locaux classés U4P3E1/2C2	Pour pose dans les locaux classés U4P3E1/2C2
Certification 	QB 30	n°	783/356-001.1							302-001-1	-	-
Fire Rating / Brandverhalten / Brand classificatie / Classement Feu / Fuego / Fogo / Reazione al fuoco	EN 13 501-1	Class	Bfl-s1							Bfl-s1	Bfl-s1	
Static Electrical Propensity / Begehaufladung / Elektrische eigenschappen / Potentiel de charge / Comportamiento electrostático / Comportamento electrostático / Resistenza elettrica	EN 1815	kV	< 2							< 2	< 2	
Slip Resistance Wet / Rutschhemmung / Anti-slip / Glissando humide / Deslizamiento húmedo / Escorregamento húmido / Scivolosità umida ²⁾	DIN 51130 / BGR 181	Class	R10							R10	R10	






PERFORMANCES / TECHNISCHE EIGENSCHAFTEN / TESTRESULTAAT / PERFORMANCE / CUALIDADES TÉCNICAS / PERFORMANCES / CARATTERISTICHE TECNICHE

Wear Resistance / Verschleißverhalten / Slijtvastheid / Résistance à l'usure / Abrasion / Abrasão / Resistenza all'abrasione	EN 660.2	mm ³	< 2.0							< 2.0	< 2.0
Wear Group / Verschleißgruppe / Groep slijtvastheid / Groupe d'abrasion / Grupo de abrasión / Grupo de abrasão / Gruppo di abrasione	QB 30	group	T							T	T
Type Binder content / Bindemittelgehalt / Teneur en agent liant / Contenido en ligante / Conteúdo em ligante	ISO 10582	group	I							I	I
Dimensional stability (norm) / Maßstabilität (norm) / Maatvastheid (norm) / Stabilité dimensionnelle (norme) / Estabilidad Dimensional (Exigencia) / Estabilidade dimensional (normalização) / Stabilità dimensionale (requisito normativo)	EN ISO 23999	%	≤ 0.25							≤ 0.15	≤ 0.15
Dimensional stability (average measured value) / Maßstabilität (Durchschnittswert) / Stabilité dimensionnelle (valeur moyenne mesurée) / Maatvastheid (gemeten gemiddelde waarde) / Estabilidad Dimensional (Valor medido) / Estabilidade Dimensional (Valor medio) / Stabilità dimensionale (rilevata)	-	%	≤ 0.10							≤ 0.05	≤ 0.05
Residual Indentation / Resteindruck / Indrukbelasting / Poinçonnement statique rémanent / Punzonamiento / Punçoamento / Impronta	EN ISO 24343-1	mm	≤ 0.10							≤ 0.10	≤ 0.10
Impact sound insulation / Trittschallverbesserungsmaß / Geluidsisolatie / Isolation acoustique bruits de chocs / Acústica / Isolamento acústico	EN ISO 717-2	dB	4							9	4
Room Impact / Raumschall / Looppgeluid / Sonorité à la marche / Rumore al calpestio / Sonoridad en la pisada / Sonoridade ao andar	NF S 31074	dB	76							73	78
Castor chair test / Stuhlrollenbeanspruchung / Rolweerstand bureaustoelen / Essai de la chaise à roulettes / Determinación del efecto de una silla con ruedas / Resistência a cadeiras de rodas / Resistenza al passaggio di sed (Type W)	ISO 4918	-	OK							OK	OK
Thermal Conductivity / Wärmeleitfähigkeit / Thermische weerstand / Conductivité thermique / Conductividad térmica / Contutividade térmica / Resistenza termica / Värmeledningsmotstånd / Varmemotstånd	EN ISO 10456	W/(m.K)	0.25							0.25	0.25
Colour Fastness / Lichtechtheit / Lichtechtheid / Solidité lumière / Resistencia a la luz / Estabilidade das cores / Solidità alla luce	EN 20 105 - B02	degree	≥ 6							≥ 6	≥ 6
Surface Treatment / Oberflächenvergrüung / Oppervlaktebehandling / Traitement de surface / Tratamiento de superficie / Tratamento de superficie / Trattamento di superficie	-	-	PUR+ Matt							PUR+ Matt	PUR+ Matt
Chemical Products Resistance / Verhalten gegenüber Chemikalien / Chemische bestendigheid / Résistance aux produits chimiques / Resistencia a los productos químicos / Resistência aos produtos químicos / Resistenza ai prodotti chimici ³⁾	EN ISO 26987	-	OK							OK	OK

ENVIRONMENT/INDOOR AIR QUALITY / UMWELT/RAUMLUFTQUALITÄT / ENVIRONNEMENT/QUALITE DE L'AIR INTERIEUR / MEDIO AMBIENTE/CALIDAD INTERIOR DEL AIRE INTERIOR / MEIO AMBIENTE/QUALIDADE DO AR INTERIOR

TVOC after 28 days / TVOC (28 Tage) / TVOC (28 dagen) / TVOC après 28 jours / TVOC (28 dias) / TVOC (28 giorni) / TVOC (28 dagar) / TVOC (28 dager)	ISO 16000-6	µg/m ³	< 10							< 10	< 10
Certification / Zeugnis / Certification / Certificado / Certificação	-	-	Floorscore®							-	Floorscore®

CE MARKING / CE KENNZEICHNUNG / EG_CONFORMITEITSMERK / MARQUAGE CE / MARCA DE CONFORMIDAD CE / MARCA DE CONFORMIDADE CE / MARCATURA CE DI CONFORMITA

	EN 14041	-				
-------------------------------------------------------------------------------------	----------	---	-------------------------------------------------------------------------------------	--------------------------------------------------------------------------------------	---------------------------------------------------------------------------------------	---------------------------------------------------------------------------------------

(1) Regimental Picadilly 0807

(2) Ramp test with oil / Schiefe Ebene / Plan incliné avec huile

(3) Beständig gegenüber nicht färbenden alkoholhaltigen Handdesinfektionsmitteln, Haushaltschemikalien und verdünnten Säuren und Laugen bei kurzzeitiger Einwirkung.



I PACKAGING

Format (mm)	m ² / Box / Boîte	m ² / Pallet / Palette
CREATION 70		
184 x 1219	3.36	215.32
184 x 1219*	3.14	213.53
208 x 1243	3.62	195.46
228 x 914	3.54	212.65
230 x 1500	3.11	204.93
457 x 914	3.76	203.09
610 x 610	3.35	187.54
914 x 914	4.18	204.84
MIX Planks / Lames	3.34	213.49
MIX Tiles / Dalles	3.34	200.58
CREATION 70 CLIC		
214 x 1239	1.59	85.86
242 x 1461	1.77	84.96
391 x 729	1.43	85.80
CREATION 70 LOOSELAY		
229 x 1220	1.67	80.2
600 x 600	1.44	72.0
914 x 914	1.67	80.2

* Regimental Picadilly 0807
More details on gerflor.com

CREATION, NO FORMALDEHYDE, BETTER INDOOR AIR QUALITY



COMPOSITION
100% REACH
Phthalate Free
(except recycled content)



INDOOR AIR QUALITY
TVOC below detection level
No Formaldehyde emission



RECYCLED CONTENT
Glue Down: 35%
Looselay: 35%
Clic: 55%



RECYCLABILITY
100%



INSTALLATION
Clic: Adhesive free



LCA
Lowest Carbon Footprint
CO₂ emissions/sqm
10 times lower than standard process



WELLNESS
Walking noise reduction:
-10dB vs laminate

INTERIOR DESIGNER

gerflor.com

**ARCHITECTURE
DECORATION
SPORT
TECHNOSPECIFIC**




interiordesigner.gerflor.com

30 years experience
Since 1985

Manufacturer
3 LVT Factories

World Class Logistics
12 Logistics Hubs

Gerflor Design Centre
Exclusive Designs



“Serenity,,
Julia - **End User**



“Time saving,,
Mika - **Installer**



“Design,,
Pierre - **Architect**



“Confidence,,
Claire - **Store Manager**



“Reliability,,
Lucas - **Distributor**

Gerflor is our **Reference**