



betap[®]
makes your brand



Chromata

Chrómata is the Greek word for colours. Chrómata is the name for our collection of the qualities „base – style – feel“, base is what the word means – the base, style comes in a natural design and gives character to Chrómata and feel gives the warm comfort to our collection.

Chrómata comes in a wide range of beautiful colours. Colours are emotions, colours make our life colourful, colours help to orientate, colours help with communication processes, colours transport additional messages to the recipient. Colours create perception and awareness. Chrómata is just beautiful!

What would the world be without Chrómata?

- *Dimension stability*
- *Sound-absorbing*
- *100% Polyamide pile*
- *Great resilience*
- *Luxurious feel*
- *Wide colour spectrum*

Through the different colours you can

- *apply zoning in rooms*
- *differentiate between different functional areas*
- *create spatial orientation*
and
- *provide creative variety*









Base colourline






Style colourline





Feel colourline



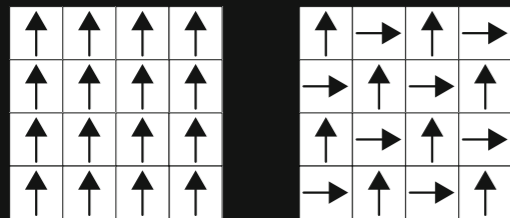
Fitting instructions | Chromata Style

INSTALLATION

Before installation, check that tiles are from the same dye batch number. Batches should not be mixed in the same location. All floor surfaces should be clean, dry and flat. Tiles should be left at room temperature for at least 24 hours before fitting.

LAYING DIRECTIONS

Before installation, check that tiles are from the same dye batch number. Batches should not be mixed in the same location. All floor surfaces should be clean, dry and flat. Tiles should be left at room temperature for at least 24 hours before fitting.



CUTTING

Cut with a Stanley knife or similar, preferably from the back, then part the surface pile.

MAINTENANCE

Regular vacuum cleaning is essential. Spills and surface stains can be removed by sponging with a damp cloth, or for more resistant stains, with a mild detergent solution.

It is strongly recommended that a protecting mat i.e. keyhole mat or similar is used under castor chairs. Colours may vary from those shown on the sampling due to the manufacturing process. No claims will be considered as a result of improper application, installation or maintenance. Pile pressure marks shading and soiling are not manufacturing defects. All specifications are approx.

Specifications | Chromata Style

TECHNICAL SPECIFICATION

Manufacturing method:	Design tufted
Pile type:	Loop pile
Pile fibre:	100% polyamide 6 piece-dyed
Gauge:	1/10"
Pile weight:	650 gr/m ²
Pile height:	3.0 - 6.0 mm
Total weight:	4200 gr/m ²
Total thickness:	5.8 - 8.8 mm
Tuft density:	177.200/m ²
Tile size:	50 x 50 cm
Backing:	Polyflex
Tiles per box:	20

PERFORMANCE

Use classification:	23 + 33
Caster chair test:	EN 985 A, intensive use
Abrasion:	EN 1963 Pass
Vettermann test:	EN 1471 Pass
Dimensional stability:	EN 986 Pass
Thermal isolation:	ISO 8302 0.0672 m ² K/W
Sound absorption:	ISO 140-8 26 dB
Luxury class:	LC2
DOP-nr:	1016-2612
Prodis-nr:	7D6C94A0

ELECTROSTATIC

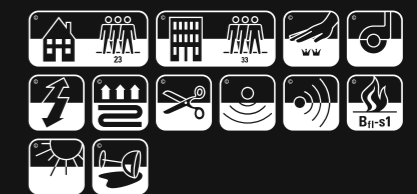
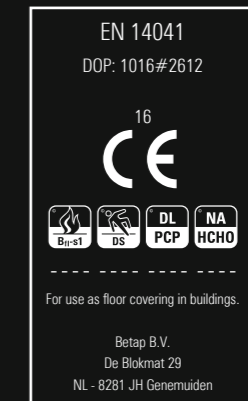
Static loading:	Anti-static
Walking test:	EN 1815 ≤ 0.02 KV
Horizontal resistance:	ISO 1096 5 8 x 10. ⁹ Ohm
Vertical resistance:	ISO 1096 5 4 x 10. ⁹ Ohm

FLAMMABILITY

Reaction to fire:	EN ISO 9239-1 Bfl-s1
Reaction to fire:	BS 4790 Medium radius of effect of ignition

COLOUR FASTNESS

Light:	ISO 105 B02 6.0 - 7.0
Rubbing:	ISO 105 x12 4.0 - 5.0
Water:	ISO 105 E01 4.0 - 5.0



MAINTENANCE

Regular vacuum cleaning is essential. Spills and surface stains can be removed by sponging with a damp cloth, or for more resistant stains, with a mild detergent solution.

All rights reserved to alter technical specifications.

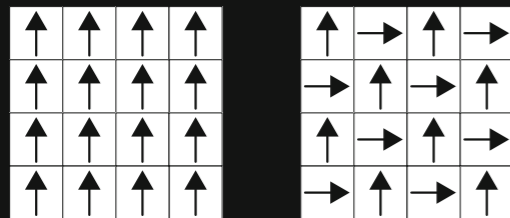
Fitting instructions | Chromata Feel

INSTALLATION

Before installation, check that tiles are from the same dye batch number. Batches should not be mixed in the same location. All floor surfaces should be clean, dry and flat. Tiles should be left at room temperature for at least 24 hours before fitting.

LAYING DIRECTIONS

Before installation, check that tiles are from the same dye batch number. Batches should not be mixed in the same location. All floor surfaces should be clean, dry and flat. Tiles should be left at room temperature for at least 24 hours before fitting.



CUTTING

Cut with a Stanley knife or similar, preferably from the back, then part the surface pile.

MAINTENANCE

Regular vacuum cleaning is essential. Spills and surface stains can be removed by sponging with a damp cloth, or for more resistant stains, with a mild detergent solution.

It is strongly recommended that a protecting mat i.e. keyhole mat or similar is used under castor chairs. Colours may vary from those shown on the sampling due to the manufacturing process. No claims will be considered as a result of improper application, installation or maintenance. Pile pressure marks shading and soiling are not manufacturing defects. All specifications are approx.

Specifications | Chromata Feel

TECHNICAL SPECIFICATION

Manufacturing method:	Shaggy
Pile type:	Cut pile
Pile fibre:	100% polyamide 6 piece-dyed
Gauge:	5/16"
Pile weight:	1200 gr/m ²
Pile height:	21.0 mm
Total weight:	4710 gr/m ²
Total thickness:	23.8 mm
Tuft density:	42.840/m ²
Tile size:	50 x 50 cm
Backing:	Polyflex
Tiles per box:	16

PERFORMANCE

Use classification:	23 + 33
Caster chair test:	EN 985 B, occasional use
Abrasion:	EN 1963 Pass
Vettermann test:	EN 1471 Pass
Dimensional stability:	EN 986 Pass
Thermal isolation:	ISO 8302 0.157 m ² K/W
Sound absorption:	ISO 140-8 28 dB
Luxury class:	LC4
DOP-nr:	1016-2612
Prodis-nr:	4EAAA9D4

ELECTROSTATIC

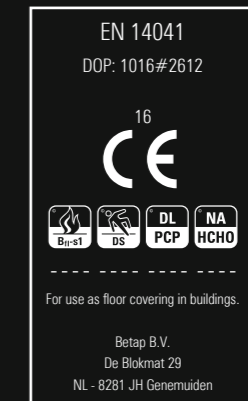
Static loading:	Anti-static
Walking test:	EN 1815 ≤ 0.02 KV
Horizontal resistance:	ISO 1096 5 2.2 x 10. ¹¹ Ohm
Vertical resistance:	ISO 1096 5 1.4 x 10. ¹⁰ Ohm

FLAMMABILITY

Reaction to fire:	EN ISO 9239-1 Bfl-s1
Reaction to fire:	BS 4790 Low radius of effect of ignition

COLOUR FASTNESS

Light:	ISO 105 B02 5.0
Rubbing:	ISO 105 x12 4.0 - 5.0
Water:	ISO 105 E01 4.0 - 5.0



MAINTENANCE

Regular vacuum cleaning is essential. Spills and surface stains can be removed by sponging with a damp cloth, or for more resistant stains, with a mild detergent solution.

All rights reserved to alter technical specifications.



Betap Tufting BV
P.O. Box 119, 8280 AC Genemuiden
The Netherlands
T +31(0)38 386 10 60
E centralmail@betap.com
I www.betap.com